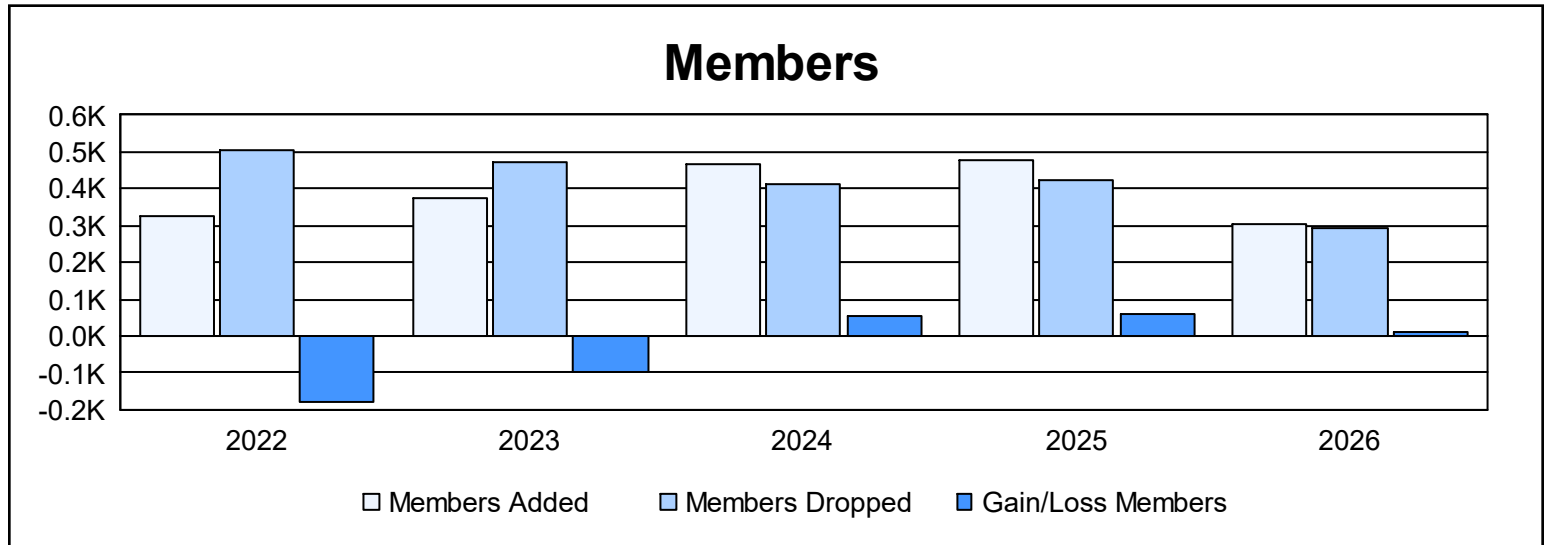
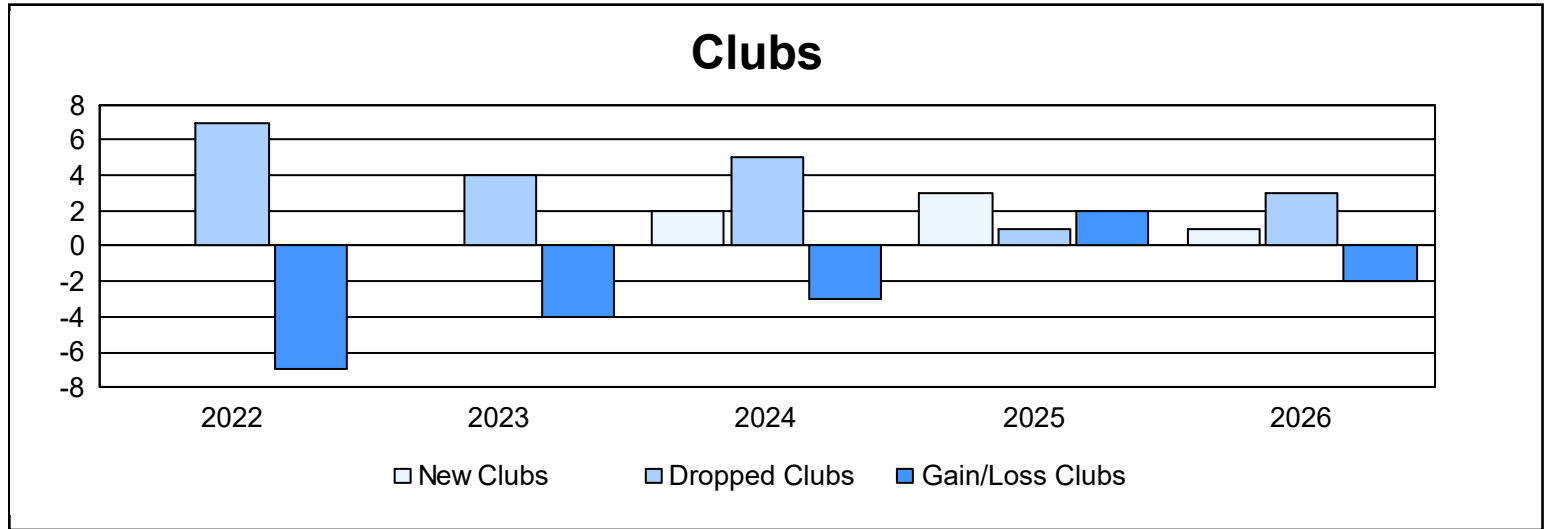


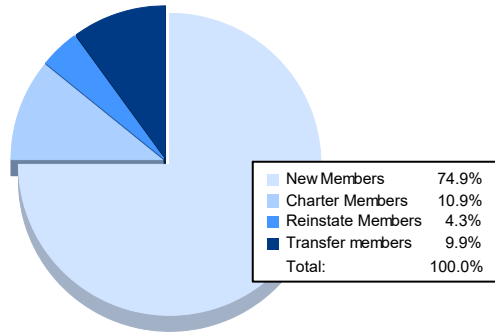
Multiple District C

As of April 2026 Cumulative

| Year | New Clubs | Dropped Clubs | Gain/ Loss Clubs | New Members | Charter Members | Reinstate Members | Transfer Members | Total Member Added | Total Members Dropped | Gain/ Loss Members |
|----------------|-----------|---------------|------------------|-------------|-----------------|-------------------|------------------|--------------------|-----------------------|--------------------|
| 2021-2022 | 0 | 7 | -7 | 280 | 2 | 26 | 19 | 327 | 506 | -179 |
| 2022-2023 | 0 | 4 | -4 | 334 | 4 | 19 | 15 | 372 | 470 | -98 |
| 2023-2024 | 2 | 5 | -3 | 356 | 71 | 16 | 23 | 466 | 413 | 53 |
| 2024-2025 | 3 | 1 | 2 | 349 | 63 | 40 | 28 | 480 | 421 | 59 |
| 2025-2026 | 1 | 3 | -2 | 227 | 33 | 13 | 30 | 303 | 294 | 9 |
| Average | 1 | 4 | -3 | 309 | 35 | 23 | 23 | 390 | 421 | -31 |



Membership Composition April 2026 Cumulative



Gender Composition April 2026 Cumulative

